

SIZE GUIDE

Men's & Unisex (to fit)

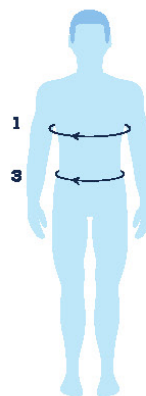
SIZE	Chest (cm)	Inches	Waist (cm)	Inches
XXS	86	34	66-71	26-28
XS	91	36	71-76	28-30
S	96	38	76-81	30-32
M	102	40	81-86	32-34
L	107	42	86-91	34-36
XL	112	44	91-96	36-38
2XL	117	46	96-102	38-40
3XL	122	48	102-107	40-42
4XL	127	50	107-112	42-44

Women's (to fit)

SIZE	Dress Size	Chest (cm)	Waist (cm)	Hip (cm)
XXS	6	78-82	58-62	82-86
XS	8	83-87	63-67	87-91
S	10	88-92	68-72	92-96
M	12	93-97	73-77	97-101
L	14	98-102	78-82	102-106
XL	16	103-107	83-87	107-111
2XL	18	108-112	88-92	112-116
3XL	20	113-117	93-97	117-121

Children's (to fit)

SIZE	Years	Chest (cm)	Waist (cm)
YXXS	3-4 Years	54-56	50-51
YXS	5-6 Years	58-60	54-55
YS	7-8 Years	62-64	56-57
YM	9-10 Years	66-68	59-61
YL	11-12 Years	72-76	63-65
YXL	13 Years	78-80	66-68

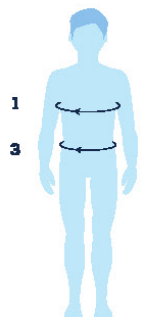
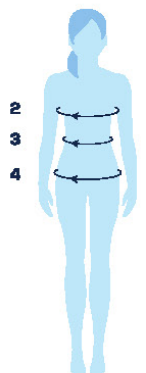


1 Chest: Measure around the largest part of your chest. Be sure not to pull the measuring tape too taut.

2 Bust: Measure around the fullest part of the bust, across your shoulders blades.

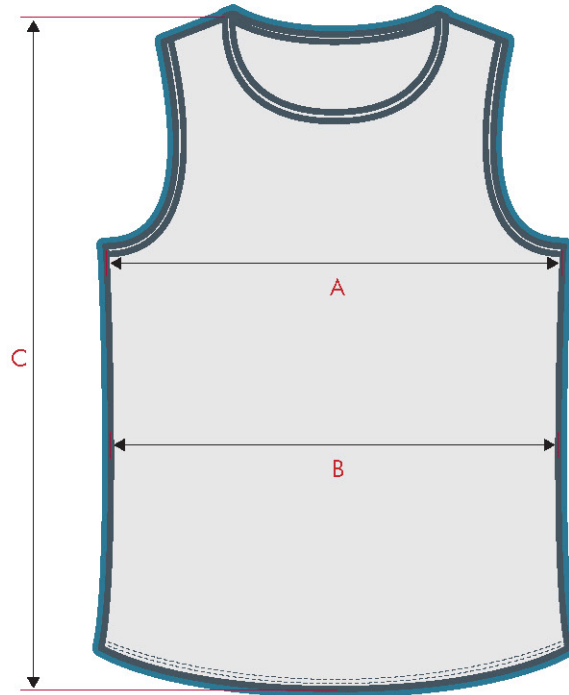
3 Waist: Measure around your natural waistline and ensure the measuring tape is taut.

4 Hip: Stand with your feet together and measure around the widest part of your hips. Ensure measuring tape is taut.



RUNNING VEST - FEMALE - POLYESTER - CREW NECK

FRONT



BACK

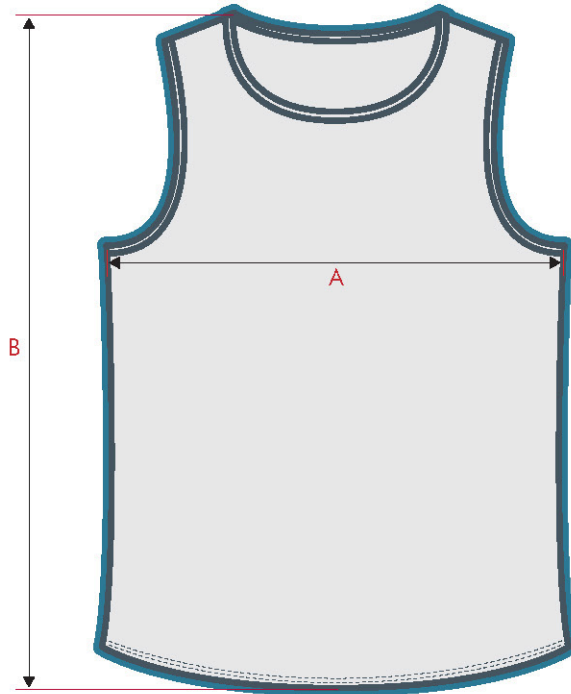


SIZE CHART

Measurement (cm)	XXS	XS	S	M	L	XL	XXL	XXXL
A Chest	37	40	43	46	49	52	55	58
B Chest (18cm below armhole)	35	38	41	44	47	50	53	56
C Front Length	61	62	63	64	65	66	67	68
D Back Length	63	64	65	66	67	68	69	70
E Sleeve Opening	20	21	22	23	24	25	26	27

RUNNING VEST - MALE - POLYESTER - CREW NECK

FRONT



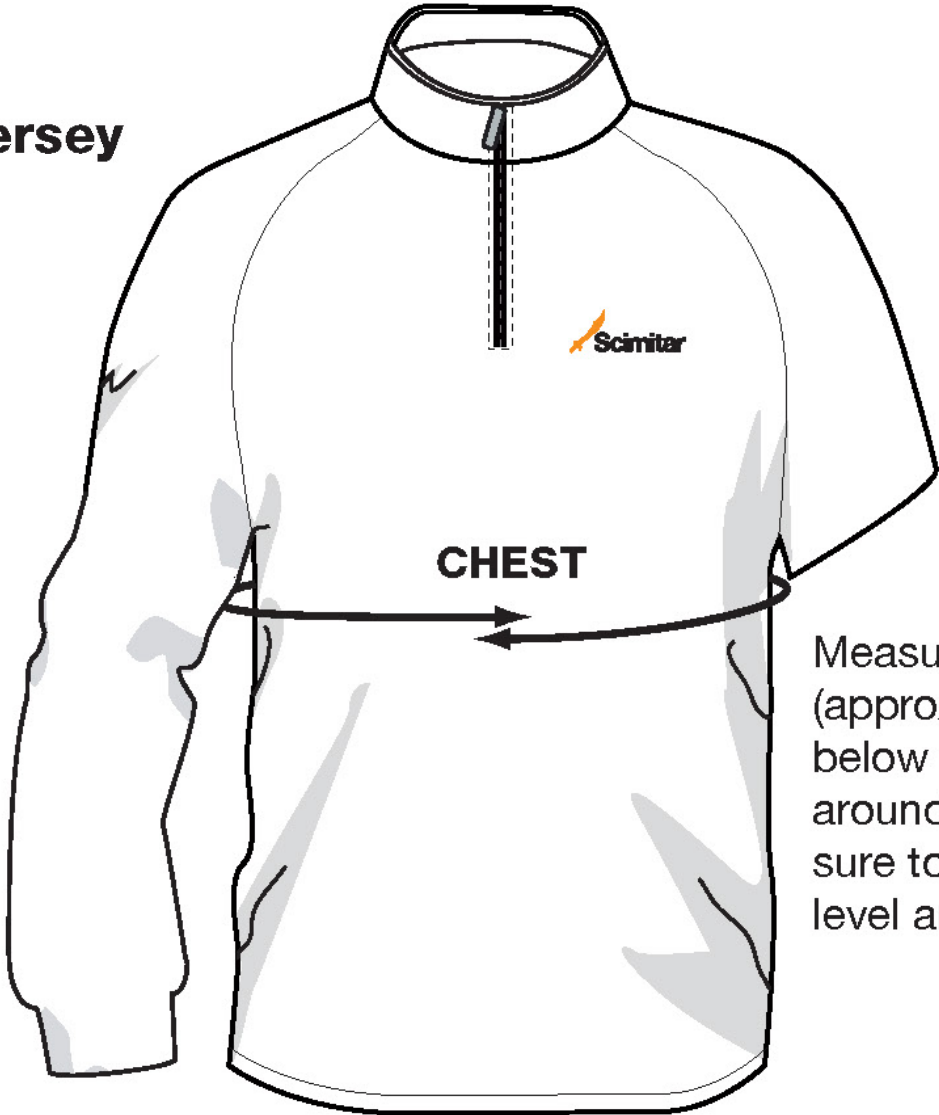
BACK



SIZE CHART

	Measurement (cm)	XXS	XS	S	M	L	XL	XXL	XXXL
A	Chest	43	46	49	52	55	58	61	64
B	Front & Back Length	66.5	68	69.5	71	72.5	74	75.5	77

Size Chart - Unisex Cycle Jersey



Measure (approximately 1 inch below the under arms) around the chest, be sure to keep the tape level and taut.

		UNISEX							
		XXS	XS	S	M	L	XL	XXL	XXXL
CHEST		34	36	38	40	42	44	46	-

*Measurements in inches

Please note – These shirts are designed to be a tight fit, please upsize for a loser fit.