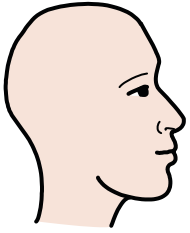




Having an EEG



Some people need to have a test to see what is happening in their head.


It is called an EEG (electro-encephalo-gram).



It helps the doctor to see if you have epilepsy.



It is done in hospital by an EEG technician.




It takes about 40 minutes.



Ian is in the waiting room.



The technician will come and get you from the waiting room.




You will need to take your coat off.



You will be asked to sit down.




The technician will measure your head with a tape measure.




It will not hurt.



Measuring Nikhil's head.



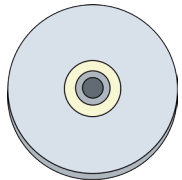
The technician will make marks with a soft pencil on your head.



It will not hurt.



The technician will stick some discs on to your head with paste.




The discs are attached to the EEG machine.




You can wash the paste out of your hair at home after the test.



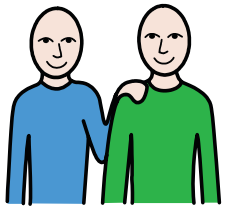
The technician is marking Nikhil's head.



The technician may leave the room.



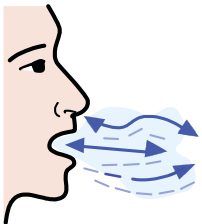
You will still be able to see the technician.




A friend can stay in the room with you if you want.



The technician will ask you to open and close your eyes.




The technician will ask you to take some deep breaths.



This will not hurt.



Stephen is having a test now.

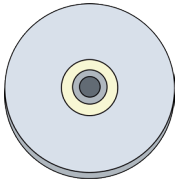


The technician may flash a light in front of your eyes.



The technician may ask you to open and close your eyes again.

The test is finished now.



The discs will be taken off your head with cotton wool and water.



Your doctor will explain the results to you later.



The doctor is explaining the results.



Helpline

0300 102 0024

helpline@epilepsysociety.org.uk

Epilepsy Society

Chesham Lane,
Chalfont St Peter,
Buckinghamshire
SL9 0RJ

epilepsysociety.org.uk

   /epilepsysociety

©Epilepsy Society April 2025
Registered charity number 206186

